


# Sound Proof Solution

EVAN BURGHEES

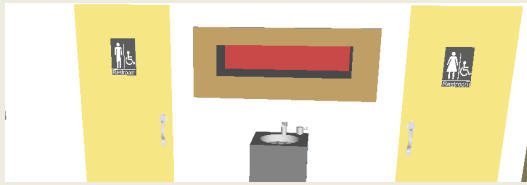
## Problems

- No Comfort for Students
- Too Noisy
- Lacks Artistic Zeal
- Inefficient Directory

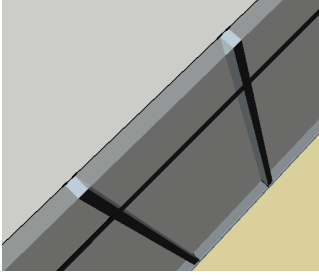
## No Comfort

New Design	Existing Furniture
	

## New Display Case



## To Noisy

<p><b>1. Acrylic Window</b></p> <ul style="list-style-type: none"> <li>-1/4" \$16.10 sqft</li> <li>-3/8" \$25.90 sqft</li> <li>-10% discount for 2 or more</li> </ul> <p><b>2. Framing &amp; Magnetic Tape</b></p> <ul style="list-style-type: none"> <li>\$1.90 ft</li> <li>\$2.90 ft</li> <li>\$3.90 for both</li> </ul> <p><b>3. Curtain</b></p> <ul style="list-style-type: none"> <li>Varied Cost</li> <li>Sound Absorption</li> </ul>	
---	---

## To Noisy

**MDF (Medium Density Fiberboard)** cuts out sound

Super Soundproofing 1/8" Thick Self-Adhesive Tape (Black), because it is a closed cell material, will seal better and is much more durable.

Use 1/8" MLV with 1/4" closed cell foam

